

Section 9.1: Table 9.1.4.(a) Current year

Top countries for international association meetings in 2016: Type A by continental grouping

This table is extracted from Table 9.1.1. Please see the Introduction or the introductory notes to Table 9.1.1. for an explanation of the column headings "A" and "A+B" and "A+C".

In this table, the 10 countries, per continental grouping, with the most meetings of type A are included. Details of other countries can be found in Table 9.1.1. The total meetings of all countries, as listed in Table 9.1.1., is used to calculate the percentages.

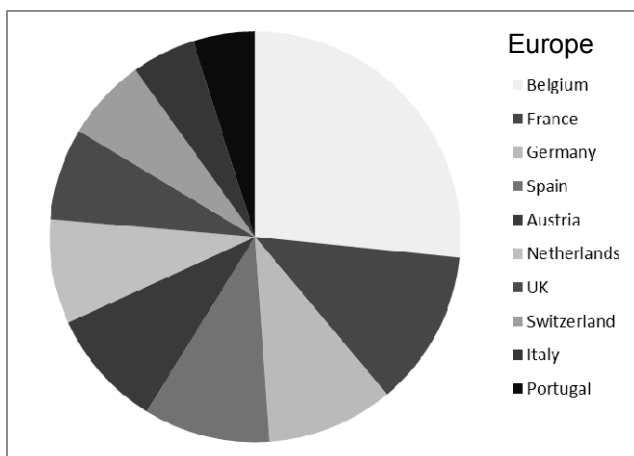
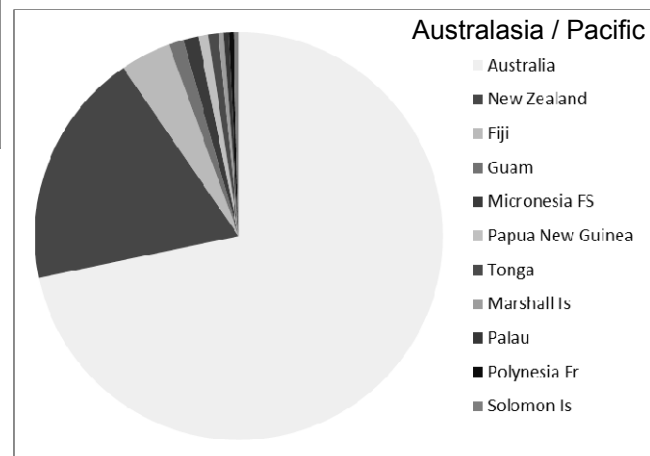
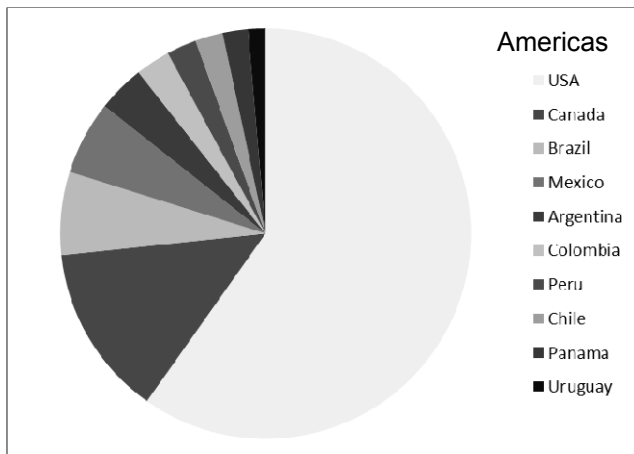
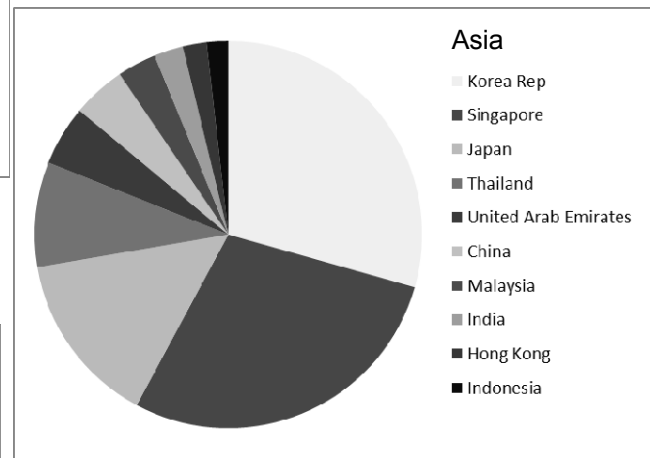
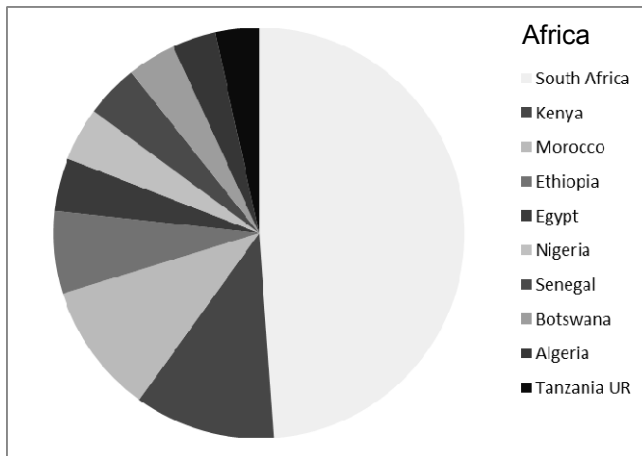
Countries are listed by continental grouping then in descending order of the total number of meetings of type A.

Caveat: It should be remembered that the number of meetings in the database for the current reporting year will, on average, increase by about 11% over the next year, and by about 32% over the following five years.

Continent, Country	Type "A" meetings		Continent, Country	Type "A" meetings	
	total	as % of world		total	as % of world
AFRICA			AUSTRALASIA / PACIFIC		
South Africa	128	1.3	Australia	180	1.9
Kenya	29	0.3	New Zealand	47	0.5
Morocco	27	0.3	Fiji	10	0.1
Ethiopia	17	0.2	Guam	3	0.0
Egypt	11	0.1	Micronesia FS	3	0.0
Nigeria	11	0.1	Papua New Guinea	2	0.0
Senegal	11	0.1	Tonga	2	0.0
Botswana	10	0.1	Marshall Is	1	0.0
Algeria	9	0.1	Palau	1	0.0
Tanzania UR	9	0.1	Polynesia Fr	1	0.0
			Solomon Is	1	0.0
AMERICAS			EUROPE		
USA	659	6.9	Belgium	949	9.9
Canada	149	1.6	France	439	4.6
Brazil	72	0.8	Germany	356	3.7
Mexico	64	0.7	Spain	355	3.7
Argentina	41	0.4	Austria	333	3.5
Colombia	30	0.3	Netherlands	293	3.1
Peru	26	0.3	UK	259	2.7
Chile	24	0.3	Switzerland	231	2.4
Panama	22	0.2	Italy	179	1.9
Uruguay	15	0.2	Portugal	174	1.8
ASIA					
Korea Rep	838	8.8			
Singapore	811	8.5			
Japan	412	4.3			
Thailand	250	2.6			
United Arab Emirates	143	1.5			
China	127	1.3			
Malaysia	93	1.0			
India	69	0.7			
Hong Kong	57	0.6			
Indonesia	51	0.5			

**Section 9.1: Table 9.1.4.(a) Current year – Top countries for international association meetings in 2016:
Type A by continental grouping**

Caveat: It should be remembered that the number of meetings in the database for the current reporting year will, on average, increase by about 11% over the next year, and by about 32% over the following five years.



Section 9.1: Table 9.1.4.(b) Current year**Top countries for international association meetings in 2016: Types A+B by continental grouping**

This table is extracted from Table 9.1.1. Please see the Introduction or the introductory notes to Table 9.1.1. for an explanation of the column headings "A" and "A+B" and "A+C".

In this table, the 10 or 11 countries, per continental grouping, with the most meetings of types A+B together are included. Details of other countries can be found in Table 9.1.1. The total meetings of all countries, as listed in Table 9.1.1., is used to calculate the percentages.

Countries are listed by continental grouping then in descending order of the total number of meetings of type A+B.

Caveat: It should be remembered that the number of meetings in the database for the current reporting year will, on average, increase by about 11% over the next year, and by about 32% over the following five years.

<u>Continent, Country</u>	<u>Type "A+B" meetings</u>		<u>Continent, Country</u>	<u>Type "A+B" meetings</u>	
	<u>total</u>	<u>as % of world</u>		<u>total</u>	<u>as % of world</u>
AFRICA			AUSTRALASIA / PACIFIC		
South Africa	134	1.3	Australia	197	1.9
Kenya	29	0.3	New Zealand	47	0.4
Morocco	27	0.3	Fiji	10	0.1
Ethiopia	17	0.2	Guam	3	0.0
Egypt	12	0.1	Micronesia FS	3	0.0
Nigeria	12	0.1	Papua New Guinea	2	0.0
Senegal	11	0.1	Tonga	2	0.0
Botswana	10	0.1	Marshall Is	1	0.0
Algeria	9	0.1	Palau	1	0.0
Tanzania UR	9	0.1	Polynesia Fr	1	0.0
			Solomon Is	1	0.0
AMERICAS			EUROPE		
USA	702	6.7	Belgium	953	9.1
Canada	165	1.6	France	523	5.0
Brazil	72	0.7	Spain	423	4.0
Mexico	66	0.6	Austria	404	3.9
Argentina	41	0.4	Germany	390	3.7
Colombia	30	0.3	Netherlands	332	3.2
Peru	27	0.3	UK	266	2.5
Chile	24	0.2	Switzerland	234	2.2
Panama	22	0.2	Portugal	189	1.8
Uruguay	15	0.1	Italy	183	1.7
ASIA					
Korea Rep	997	9.5			
Singapore	888	8.5			
Japan	523	5.0			
Thailand	279	2.7			
United Arab Emirates	185	1.8			
China	131	1.2			
Malaysia	98	0.9			
India	72	0.7			
Hong Kong	67	0.6			
Indonesia	54	0.5			

Section 9.1: Table 9.1.4.(c) Current year**Top countries for international association meetings in 2016: Types A+C by continental grouping**

This table is extracted from Table 9.1.1. Please see the Introduction or the introductory notes to Table 9.1.1. for an explanation of the column headings "A" and "A+B" and "A+C".

In this table, the 10 or 11 countries, per continental grouping, with the most meetings of types A+C together are included. Details of other countries can be found in Table 9.1.1. The total meetings of all countries, as listed in Table 9.1.1., is used to calculate the percentages.

Countries are listed by continental grouping then in descending order of the total number of meetings of type A+C.

Caveat: It should be remembered that the number of meetings in the database for the current reporting year will, on average, increase by about 11% over the next year, and by about 32% over the following five years.

Continent, Country	Type "A+C" meetings		Continent, Country	Type "A+C" meetings	
	total	as % of world		total	as % of world
AFRICA					
South Africa	135	1.2	AUSTRALASIA / PACIFIC		
Kenya	29	0.3	Australia	203	1.8
Morocco	28	0.3	New Zealand	47	0.4
Ethiopia	17	0.2	Fiji	10	0.1
Egypt	12	0.1	Guam	3	0.0
Nigeria	12	0.1	Micronesia FS	3	0.0
Senegal	11	0.1	Papua New Guinea	2	0.0
Botswana	10	0.1	Tonga	2	0.0
Algeria	9	0.1	Marshall Is	1	0.0
Tanzania UR	9	0.1	Palau	1	0.0
AMERICAS					
USA	706	6.4	Polynesia Fr	1	0.0
Canada	167	1.5	Solomon Is	1	0.0
Brazil	72	0.7	EUROPE		
Mexico	66	0.6	Belgium	965	8.8
Argentina	41	0.4	France	589	5.4
Colombia	30	0.3	Spain	461	4.2
Peru	27	0.2	Austria	456	4.1
Chile	24	0.2	Germany	404	3.7
Panama	22	0.2	Netherlands	361	3.3
Uruguay	15	0.1	UK	275	2.5
ASIA					
Korea Rep	1089	9.9	Switzerland	234	2.1
Singapore	971	8.8	Portugal	190	1.7
Japan	537	4.9	Italy	183	1.7
Thailand	290	2.6			
United Arab Emirates	208	1.9			
China	131	1.2			
Malaysia	101	0.9			
Hong Kong	73	0.7			
India	72	0.7			
Indonesia	54	0.5			
