

Figure 5.5.
Number of intergovernmental organizations by subject of activity
Edition 50, 2013/2014 (data collected in 2012)


The data for this figure are extracted from Figure 5.3.


The Y axis indicates the number of international organizations (both intergovernmental and non-governmental).


The X axis indicates the levels of the subject matrix (see 5.1.).


Each bar represents the number of intergovernmental organizations of a particular cluster with an interest in that matrix level.

The organization types allocated to each cluster are as follows:

Cluster I (International organizations): Types A B C D F 

Cluster II (Dependent organizations): Types E K R 

Cluster III (Organizational substitutes): Types S T 

Cluster IV (National organizations): Types G N 

Cluster V (Dead, inactive and unconfirmed bodies): Types H J U 

See 1.3. "Types of organization" for more information.

